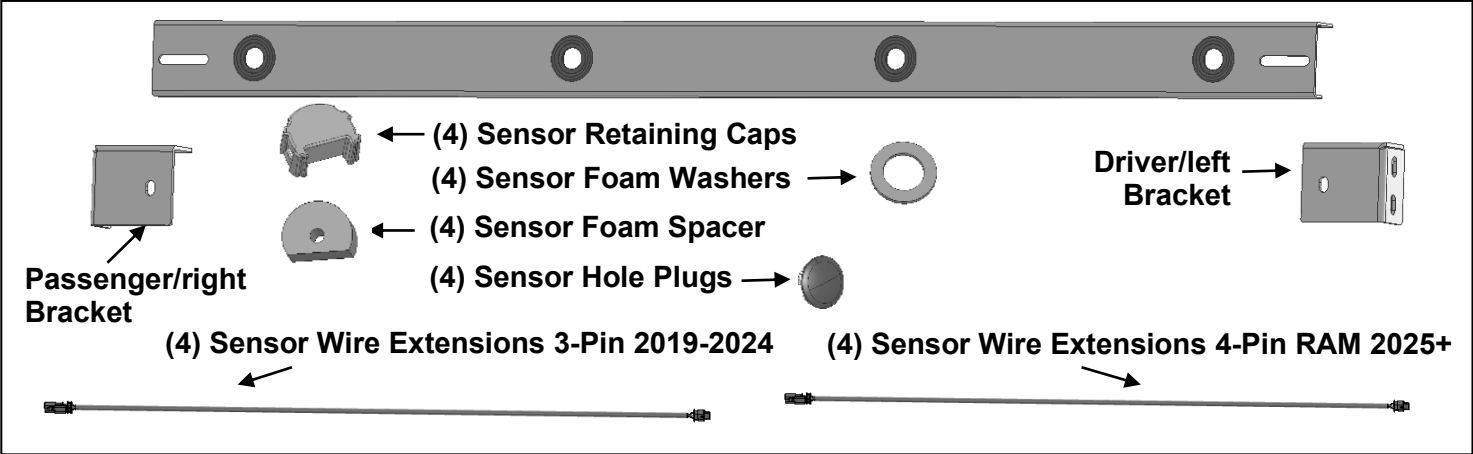
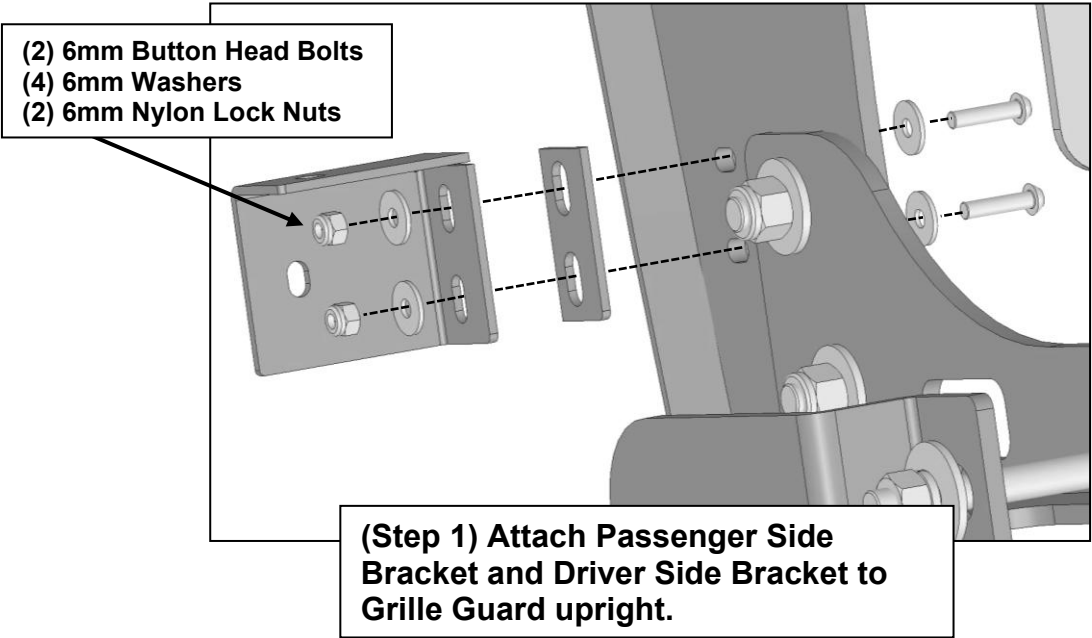


SENSOR RELOCATION BAR
2019+ RAM 1500-3500
2019+ SILVERADO 1500
2021+ TAHOE/SUBURBAN

Qty	Description	Qty	Description
1	Sensor Relocation Bar	4	Sensor Retaining Caps
1	Driver Side Bracket	4	Sensor Foam Spacers
1	Passenger Side Bracket	4	Sensor Foam Washer
4	Sensor Wire Extension 3-Pin 2019-2024	4	Sensor Hole Plugs
4	Sensor Wire Extension 4-Pin RAM 2025+	8	4mm Self-Tapping Screws
8	6mm x 25mm Button Head Allen Bolts	1	Sensor Cover Kit
16	6mm x 18mm x 1.6mm Flat Washers	1	4mm Allen Wrench
8	6mm Nylon Lock Nut		

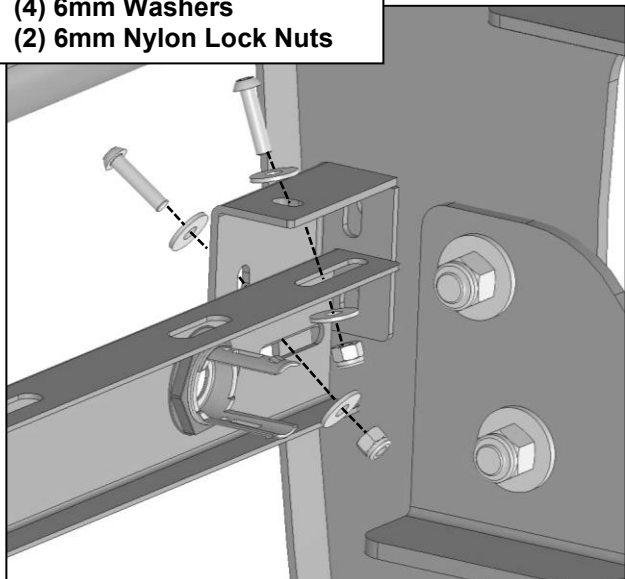


PROCEDURE:
 REMOVE CONTENTS FROM PACKAGING. SOME PARTS ARE SMALL AND WILL BE HIDDEN IN WRAPPINGS. VERIFY ALL PARTS ARE PRESENT AND DO NOT DISCARD PACKAGING UNTIL THE INSTALLATION IS COMPLETE. READ INSTRUCTIONS CAREFULLY BEFORE STARTING INSTALLATION. DO NOT FULLY TIGHTEN HARDWARE UNTIL ENTIRE ASSEMBLY IS COMPLETE.

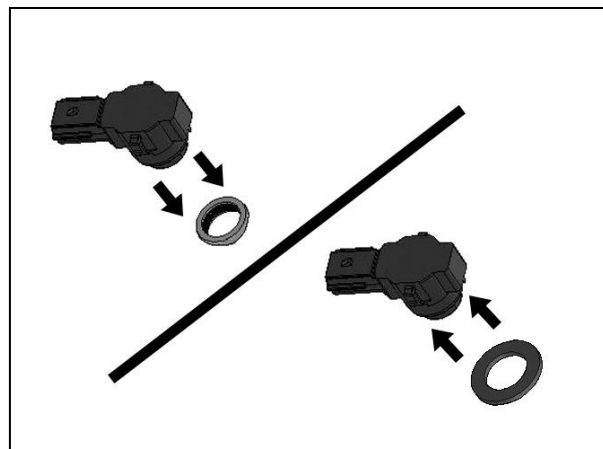


SENSOR RELOCATION BAR
2019+ RAM 1500-3500
2019+ SILVERADO 1500
2021+ TAHOE/SUBURBAN

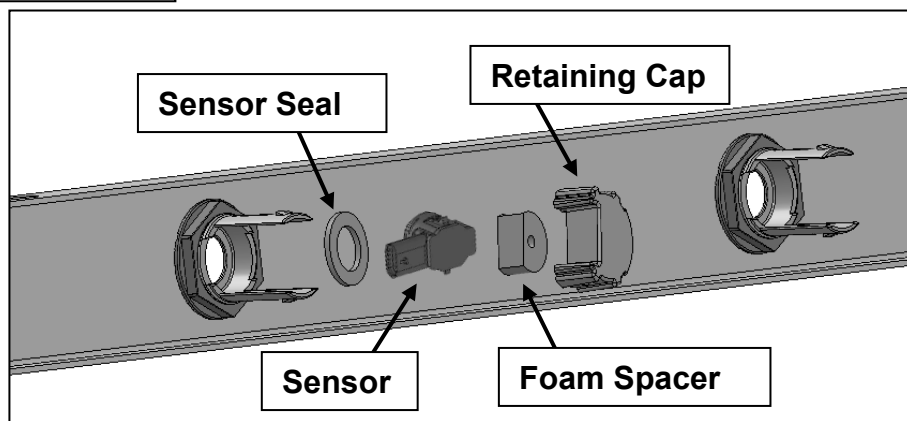
- (2) 6mm Button Head Bolts
- (4) 6mm Washers
- (2) 6mm Nylon Lock Nuts



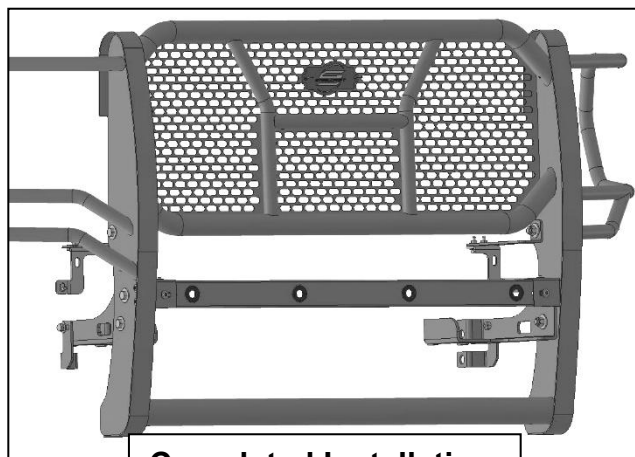
(Step 2) Attach Sensor Bar to Brackets



(Step 3) Remove silicone seal from sensor. Slide large Seal over end of sensor.



(Step 4) Insert sensor with Seal into the sensor mount on back of Sensor Bar, followed by Foam Spacer and Retaining Cap.



Completed Installation

(Step 5) Level, adjust, then fully tighten all hardware. Determine the proper wiring harness extension for you truck, connect and route through bumper. Secure wiring with zip ties as necessary.